


# Cedar Class Parent Information Meeting



Teaching staff:


Monday, Tuesday, Wednesday and Friday - Mrs Davies

Thursday - Mrs Walters

Support Staff: every morning - Ms Grant


# What do children need every day?

- Correct uniform
- Suitable school bag
- Coat
- Water bottle for classroom
- Reading journal and reading book
- PE Kit on their peg




# Timetable

Day	8.45 - 9.00	9.00 - 9.30	9.30 - 10.30	10.30 - 10.45	10.45 - 11.30	11.30 - 12.00	12.00 - 1.00	1.00 - 2.00	2.00 - 3.00	3.00 - 3.25
<b>Monday</b>	Register H/W Spelling	Reading	Maths	<b>B R E A K</b>	English	Phonics	<b>L U N C H</b>	Topic		Story
<b>Tuesday</b>	Register H/W Spelling	Reading	Maths		English	Phonics		PE Outdoor	Computing	Story
<b>Wednesday</b>	Register H/W Spelling	Reading	Maths		English	Phonics		Science		Story
<b>Thursday (MW)</b>	Register H/W Spelling	Reading	Maths Fluency		Spelling/ Handwriting	Mini-Write		PSHE	PE Indoor	Library
<b>Friday</b>	Register H/W Spelling	Assembly	Maths		English	Phonics		RE	Music	Story



# P.E.

PE Days are Tuesday (outdoor) and Thursday (indoor)



ALL Children **MUST** have the correct kit:

- Plain white t-shirt
- Plain black shorts/joggers
- Black hoodie
- Suitable trainers - must be a change of shoes

All kit to be kept in a separate bag which stays in school all half term.

If children do after school clubs they will need separate kit for this which they can then go home in.

# Homework


Every week:

Reading - children should aim to read at home for approximately 10 minutes every day. They should record the reading (eg book title/page numbers completed) in their journal.

Maths - TT Rockstars - we will check this once a week on a Monday

Spelling - Games on spelling shed to practice weekly spellings - Thursday

Termly 'I Choose' homework - grid of activities linked to English text and Topic. Children choose at least 3 activities and complete these over the half term. To be completed in homework book. Children present their homework to the class at the end of every term in a "show and tell" presentation session.



# School Values

**Friendship**


**Respect**

**Integrity**

**Equality**

**Nurture**

**Determination**



# English

## Autumn 1

Stimulus - Charlie and the Chocolate Factory by Roald Dahl

Writing: 1<sup>st</sup> person narrative  
News report

## Autumn 2

Stimulus - Flat Stanley by Jeff Brown

A Christmas advert  
Writing: Setting description  
Job advert

Grammar: Subordination ( when, if, that, because)


Co-ordination ( or, and, but)

Expanded noun phrases

Sentence types (question, statement, exclamation or  
command)

Present and past tense

Adverbs



# How to help your child with Reading

- Listening to your child read can take many forms.
- First and foremost, focus developing an enjoyment and love of reading.
- Enjoy stories together – reading stories to your child is equally as important as listening to your child read.
- Read a little at a time but often!
- Talk about the story before, during and afterwards – discuss the plot, the characters, their feelings and actions, how it makes you feel, predict what will happen and encourage your child to have their own opinions.
- Look up definitions of words together – you could use a dictionary, the internet or an app on a phone or tablet.

All reading is valuable – it doesn't have to be just stories. Reading can involve anything from fiction and non-fiction, poetry, newspapers, magazines, football programmes, TV guides.


Visit the local library - it's free!





# How to help your child with Writing

- Practise and learn weekly spelling lists – make it fun! Here are some ideas:
  - Write each letter in a different colour pen
  - Write the word with your finger on someone's back or write it/make it out of something creative
  - Create mnemonics to help remember how to spell tricky words
  - Look, say, cover, write, check
- Encourage opportunities for writing such as letters to family or friends, shopping lists, notes or reminders, stories or poems.
- Write together – be a good role model for writing.
- Encourage use of a dictionary to check spelling and a thesaurus to find synonyms and expand vocabulary.
- Allow your child to use a computer for word processing, which will allow for editing and correcting of errors without lots of crossing out.
- Remember that good readers become good writers!
- Show your appreciation: praise and encourage, even for small successes!



# Science

Materials –  
compare suitability,  
changing by  
squashing etc.


Materials –  
compare suitability,  
changing by  
squashing etc.

Animals including  
humans – basic needs  
for survival; exercise,  
food and hygiene.

Plants – growing  
seeds and bulbs;  
water, light and  
temperature to

Living things and  
habitats – living,  
dead and never  
alive; basic needs

Living things and  
habitats – living, dead  
and never alive; basic  
needs from habitat;



# Topic - Toys That Time Forgot

<b>Week</b>	<b>Subject</b>	<b>Learning</b>
1	History	Sharing our favourite toys.
2	History	Looking at toys from the past.
3	History	Looking at the evolution of teddies.
4	History	Interviewing grandparents about their toys.
5	History	Visit to the Black Country Museum.
6	History	Exploring toys from the past.
7	Art	Learning how to draw texture
8	Art	Drawing teddies.
9	DT	Designing a hand puppet.
10	DT	Sewing a hand puppet.
11	DT	Sewing a hand puppet.

# Useful Websites



[www.spellingshed.com](http://www.spellingshed.com)

<https://play.ttrockstars.com/>




[www.spag.com](http://www.spag.com)

<https://play.prodigygame.com/>



<https://readtheory.org>

<https://bit.ly/2jVtm6N>



# Key Dates

- 20.9.23 Flu immunisations
- 26.9.23 Phonics and pizza session for parents and carers
- 29.9.23 McMillan coffee morning
- 2.10.23 Black History Week
- 9.10.23 Online safety workshop for parents and carers
- 18.10.23 Black Country Museum Visit
- 24.10.23 Parent Maths workshop
- 27.10.23 Cedar class assembly
- 17.11.23 Children in Need
- 30.10.23 - 3.11.23 Half term break (School closed)
- 21.11.23 Parents reading workshop
- 23.11.23 Individual photographs
- 5.12.23 Parent/carers consultations
- 6.12.23 Parent/carers consultations
- 8.12.23 Christmas Fayre
- 22.12.23 Last day of term

