


Life Cycles



Aim

- I can explain the life cycle of plants.
- I can suggest a way we can tell that plants are living things.

Success Criteria

- I can describe stages in the life cycle of a plant.
- I can order the life cycle of a plant.
- I can explain that plants are living things.
- I can explain something plants do that shows us that plants are living things.



Seeds and Bulbs



Do you remember planting a sunflower seed and paperwhite narcissus bulb last week?





Seeds and Bulbs



Shall we see if your plants have started to grow?

If they have grown, measure them with a ruler
and write how tall they are in the table.


If they haven't sprouted yet, what should you write?

	Dwarf Sunflower 	Paperwhite Narcissus 
Week 1		
Week 2		
Week 3		
Week 4		

Plants Are Living Things

Plants and trees are alive like humans and other animals.

How can we tell that plants are living things?




Life Processes

How can we tell that plants are living things?

All living things do certain things to stay alive. These are called life processes.

Animals, including humans, do these things. Plants do too, although they do them in different ways.



Click the button below to find out more.



Life Processes



Plants can **move** and **grow**, and they **sense** changes in their environment.

How is this similar to what humans and other animals do?



Roots grow in all directions to find soil and water.



A sunflower moves to turn its face towards the sun.

The mimosa plant curls up when you touch it! Click the button below to see the mimosa plant in action.



Life Processes



Plants need to take in **nutrition** and **air** to survive. They also need to get rid of **waste**.

How do animals, including humans, get what they need to stay alive?
How do they get rid of waste?



Plants absorb water and nutrients through their roots.



Through their leaves, they take in light from the sun and carbon dioxide from the air.



Left over gases and water leave the plant from the leaves.

Life Processes



Plants can **reproduce** to make new plants.



Some plants make seeds that grow into new plants.




Some plants make baby plants.

How do humans and other animals reproduce?

Life Cycles

Humans, other animals,
plants and all living things
have a life cycle.

This is the life cycle of a
hen.



Bean Plant Life Cycle


The bean plant life cycle begins with a bean that has fallen or been picked from a bean plant.

The bean is a seed of the bean plant.



Bean Plant Life Cycle


A planted bean seed germinates and, after 2-3 days, a shoot appears.



Bean Plant Life Cycle

The bean seed will start to take root and a stem will appear.

The bean uses the food in the seed to grow taller.



Bean Plant Life Cycle

If the bean plant has water and sunlight, it will grow tall and then it will flower.



Bean Plant Life Cycle

Eventually pods of beans will grow on the bean plant. Each one of these is a seed.



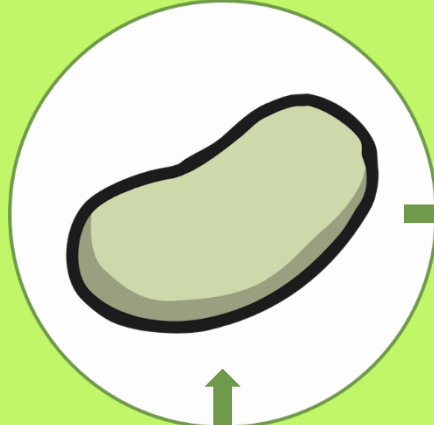
Bean Plant Life Cycle

Each seed can fall into the soil and become a new seedling, ready to grow into a whole new bean plant.



Bean Plant Life Cycle


Bean



Seedling



Flowering
Plant



Bean Pods



Sunflower Life Cycle



Can you order
the life cycle of
a sunflower?

Sunflower Plant Life Cycle

Cut and stick the life cycle of a sunflower plant in the correct order.

First,	Next,
_____	_____
_____	_____
Last,	Then,
_____	_____
_____	_____

flower sunflower plant seed seeds fall

twinkl planit Science | Year 2 | Plants | Life Cycles | Lesson 3



Let's Pretend...



Everybody find a space.

You are going to pretend to be tiny seeds, snug and warm in the ground.

Can you curl up tight like a seed in the soil?



Let's Pretend...


The rain is falling on the ground.

It's lovely and warm in the ground.

Now is a good time to sprout!

Can you wiggle like seeds getting ready to burst?

When you're ready, make a tiny little sprout!




Let's Pretend...

The warm sun is shining and the cool rain is falling.

You want to be outside!

Grow a little bit more and poke your head out of the earth.

Now you are a seedling!




Let's Pretend...

What a beautiful day!

Time to grow some big green leaves. Stretch those leaves out towards the sun.

The wind is blowing! Your stem and your leaves are blowing in the wind!

Make sure you keep your roots in the ground!



Let's Pretend...

It's time to grow a flower!

Can you use your hands to make a flower bud?

Can you make the flower open towards the sun?

Look at all those big, bright flowers!



Let's Pretend...

Your seeds are ready to fall.
Bend your flower towards the ground.
Can you use your fingers to show the seeds falling?



Let's Pretend...

You are a tiny seed again, snug and warm in the ground. Curl up tight, and wait for the sun and the rain.

Do you know what will happen next?

